







## E-STORE HOW TO: Quick Order Guide

The **Quick Order** page is useful when you know the part numbers you want to order and want the fastest way to add them to a cart. This screen is located in the footer at the very bottom of our website.

<u>CONTACT INFO</u>	<u>MY ACCOUNT</u>	<u>INFORMATION</u>	<u>EXTRAS</u>
 PO Box 1980 Pinellas Park, FL 33780	> Favorites	> Product List	> Sitemap
 727-541-5536	> Track an Order	> Careers	> Privacy Policy
 <a href="mailto:estore@southernlock.com">estore@southernlock.com</a>	> <b>QuickOrder</b>	> Promotions	> Terms & Conditions
 Open: 8:00AM - 5:00PM	> Purchase History		
	> Wish Lists		
	> Shopping Cart		

Using the **Quick Order** system, you can enter part numbers (1) and quantities (2) in the provided boxes. You will have 4 hours to work in a **Quick Order** session before the page refreshes and clears the list.

As you enter a part number, our website will validate that part number, fill in the description, pricing, and availability of the item.

The **Quick Order** page allows for adding up to 10 items in a batch. If you have more than 10 items to add to your cart, click the “Remain on page after adding items” check box (3).

When you have added your items, click the “**Add to Cart**” button (4) to add these items to a cart for checkout, or the “**Add to Quote**” button (5) to add the items to a quote request (note this may not always be available).

If you checked the “remain on page after adding items” checkbox (3), your items will be added as requested and you’ll be returned to the **Quick Order** page where you can continue to add more items.

If you know the part numbers for the items you need, you may also paste your order by clicking the blue “paste” link (6).



# E-STORE HOW TO: Quick Order Guide

## Quick Order

Enter the part # and quantity in the boxes provided.

This quickorder session expires in 3:59:44

Part #	Description	Quantity	UOM	Avail	Price
<input type="text"/>		<input type="text"/>			
<input type="text"/>		<input type="text"/>			
<input type="text"/>		<input type="text"/>			
<input type="text"/>		<input type="text"/>			
<input type="text"/>		<input type="text"/>			
<input type="text"/>		<input type="text"/>			
<input type="text"/>		<input type="text"/>			
<input type="text"/>		<input type="text"/>			
<input type="text"/>		<input type="text"/>			
<input type="text"/>		<input type="text"/>			
<input type="text"/>		<input type="text"/>			
<input type="text"/>		<input type="text"/>			
<input type="text"/>		<input type="text"/>			
<input type="text"/>		<input type="text"/>			
<input type="text"/>		<input type="text"/>			
<input type="text"/>		<input type="text"/>			
<input type="text"/>		<input type="text"/>			

Remain on page after adding items **3**

**4**  **5**

Click [here](#) to paste your order

**6**